

High-Speed/Dual-Axis: TLAser230™, TLAser260™, and TLAser2120™ Deliver 8000 Measurements Per Second

These rugged dual-axis micrometers are designed to do one thing—provide precise, real-time measurements of your product. By linking the micrometers directly to a standard Windows PC via the TLAser400™ micrometer interface card and running Total Vu™ software, LaserLinc allows you to capitalize on your computer's enormous processing power and analysis capabilities.

The result is a highly versatile system for controlling costs and guaranteeing the highest quality products and processes.

By performing up to 8000 non-contact measurements per second, these micrometers can more accurately measure diameter and position of your part and identify short-term product defects. Measuring in two planes at 90 degrees also enables you to measure ovality and find dimensional changes and flaws that are not all the way around a product, as well as measure the width and thickness of certain non-round products, such as rectangular wire.

Using either the standard rate of 3200 scans per second or the optional rate of 8000 scans per second, these micrometers provide more thorough product inspection at higher line speeds and faster cycle times for piece-part measurements.

All LaserLinc micrometers have a **four-year warranty**, parts and labor. In virtually all cases, a temporary replacement will be shipped to you overnight if your micrometer needs warranty repair.

These LaserLinc dual-axis scanners offer up to 8000 measurements per second, to provide the high speed and accuracy required for ultimate control of your products and processes.



High-speed precision measurement and flaw detection for:

- Wire & Cable;
- Hose & Pipe;
- Extruded Plastic;
- Extruded Rubber;
- Medical Tubing;
- Optical Fibre;
- Glass;
- Discrete Parts;

...whatever your job, LaserLinc is ready!



Even In Harsh Environments, These Scanners Deliver Precise Measurements With Low Maintenance

Non-contact laser scans eliminate the risk of human error and don't deform products.

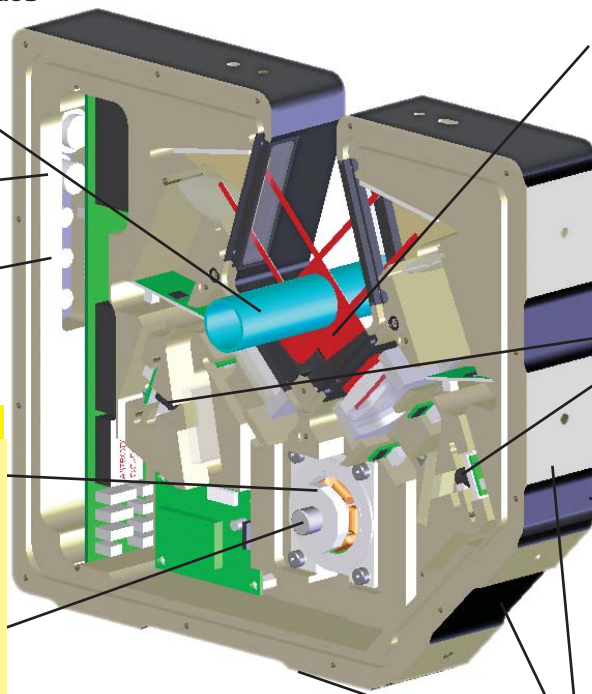
Separate power and signal cables avoid electrical interference and enable longer, lower-cost cable runs.

Connectors are sealed for durability in harsh environments.

Best-in-Industry Features:

Virtually frictionless high-speed ball bearing motors provide exceptional performance and long-term operation.

High-speed motor makes up to 8000 measurements/sec. (the highest measurement rate available in the industry) for closer inspection of the part and better detection of short-term product defects.



Dual-axis scanning system takes two measurements, 90 degrees apart, to define diameter, ovality, part position, and non-round parts... including width and thickness of rectangular wire.

Reliable operation with safe Class II laser diodes and only one moving part.

Solid aluminum body with sealed metal covers for rugged service and stable measurements.

Mounting holes on multiple sides afford use in any orientation and easy alignment with the product.

Optional air purges keep windows cleaner in harsh environments.

Your Choice For Dual-Axis Scanning



TLAser230

.007" - 1"
(.17mm - 25.4mm)

TLAser260

.016" - 2"
(.4mm - 51mm)

TLAser2120

.028" - 4"
(.7mm - 102mm)

3200 (1600 per axis) standard or 8000 (4000 per axis) optional

Measurement Range
Measurements Per Second
Resolution
Repeatability (Single Scan)*
Repeatability (Two Second)*
Linearity*
Max. Measurement Size
Dimensions (H x W x D)

.000001" (.025µm)
±.0004" (±10µm)
±.000005" (±.13µm)
±.00003" (±0.75µm)
1.18" (30mm)
10.75" x 13.25" x 2.15"
(273 x 337 x 55mm)

.00001" (.25µm)
±.0007" (±18µm)
±.000010" (±.25µm)
±.00006" (±1.5µm)
2.36" (60mm)
19" x 18" x 3"
(478 x 447 x 76mm)

.00001" (0.25µm)
±.002" (±.051mm)
±.000025" (±.63µm)
±.0001" (±2.5µm)
4.72" (120mm)
22" x 20.25" x 3"
(561 x 514 x 76mm)

*Repeatability and linearity apply within the measurement range.

LaserLinc Dual-Axis Scanners: Ready For Your Toughest Measurement Challenges

LaserLinc micrometers are part of a PC-based measurement system built around the TLAser400™ micrometer interface card and Total Vu™ software. Capitalizing on your PC's enormous processing power, Total Vu software can control—from a single PC—up to 16 micrometers (from virtually any manufacturer), to create an efficient and cost-effective system to monitor and process measurements continuously over an entire production line.

- For wire, cable, hose, pipe, tubing, or machined parts: measure the diameter, position, ovality, and dimensional defects in two planes.
- Inspect outer diameters of transparent products, such as medical tubing, glass rod, glass performs, and optical fiber.
- Inspect multiple diameters of machined parts, such as turned shafts and centerless ground bars.
- Measure rectangular products (width & thickness), such as flat wire, strapping, slit metal, extruded aluminum door and window frames, slats for vertical blinds, and extruded rubber profiles including automotive and construction seals.
- Gauge flat-to-flat distance of hex bar and hex fiber.
- Profile products with varying diameters: bump tubing, peak and valley diameters, and pitch of corrugated tubing.
- Measure multiple products simultaneously—diameter and position—such as magnet wire, optical fiber before and after ribboning, monofilament, and IC pin pitch.
- Track product X and Y position, measure vibration, and locate missing product.
- Measure coating thickness, shrinkage, or material removed using before-and-after same-spot measurement from multiple gauges. Examples: insulation thickness for wire jacketing and wall thickness for multi-layer hose.




Outside Diameter



Multi-Part



Dual-Axis Position



Width & Thickness




Ovality



Glass & Transparent

Due to the higher measurement rate of LaserLinc dual-axis micrometers, their ability to detect flaws and simultaneously measure diameter is unequalled in the industry. They are able to detect and report lumps and neckdowns even on fast-moving lines.



Precision Micrometers And The Power Of Total Vu™ Software

LaserLinc's Total Vu™ software and TLAser400™ card is all you need to leverage the versatile processing power of a standard PC in order to:

- Reduce scrap and save material;
- Boost production speed;
- Improve product quality;
- Provide process performance data and reporting to management;
- Analyze and improve your process with trending, SPC charting and Process Tracker™;
- Integrate production data with your plant's database.
- Enhance operator productivity with complete process information and easy-to-use interface.

Each plug-and-play TLAser400 card can connect your standard PC with up to four micrometers, and up to four interface cards can be installed in one PC—to handle as many as 16 micrometers per PC. Add new LaserLinc micrometers or those from other manufacturers with ease by snapping the appropriate compatibility module onto the TLAser400 card. LaserLinc can provide modules to work with any major vendor's micrometers.

Using a 500 MHz sampling frequency (2-nanosecond resolution) to process the signals, the TLAser400 card handles data as fast as it is produced. With this high rate of processing, each scan can be used to evaluate production in real-time.

Your other critical process variables can also be monitored, including length, temperature, pressure,



load, and RPM, through digital, analog, or other interfaces.

Collected data can be displayed in a full array of SPC and trend charts and reports for networking to process engineers and management for analysis.

Please contact us to see how LaserLinc can address your measurement and quality needs. For more details about LaserLinc's full offering of products, please see our website at www.laserlinc.com.



All LaserLinc products are made in the U.S.A.

LaserLinc, Inc.

777 Zapata Drive • Fairborn, OH 45324

Phone: 937-318-2440 or 888-707-4852 • Fax: 937-318-2445

Email: info@laserlinc.com • Website: www.laserlinc.com

Product specifications subject to change without notice. ©2008 LaserLinc, Inc. 8/05-3M